

Hall C Backward Angle Experimental Program: Unique Access to u -channel Physics

Garth Huber



CLAS12 Mini-Workshop
July 14, 2020

Supported by:



SAPIN-2016-00031

Jefferson Lab $F\pi$ Collaboration



W.B. Li, et al., Phys. Rev. Lett. 123 (2019) 182501., arXiv: 1910.00464

R. Ent, **D. Gaskell**, M.K. Jones, **D.J. Mack**, D. Meekins, L. Pentchev, J. Roche, G. Smith, W. Vulcan,
G. Warren, **S.A. Wood**

Jefferson Lab, Newport News, VA, USA

G.M. Huber, **W.B. Li**, V. Kovaltchouk, **G.J. Lolos**, **C. Xu**

University of Regina, Regina, SK, Canada

H.P. Blok, **V. Tvaskis**

Vrije Universiteit, Amsterdam, Netherlands

T. Horn

Catholic University of America, Washington, DC, USA

E. Beise, **H. Breuer**, **C.C. Chang**, **P. King**, **J. Liu**

University of Maryland, College Park, MD, USA

W. Boeglin, **P. Markowitz**, **J. Reinhold**

Florida International University, FL, USA

J. Arrington, **R. Holt**, **D. Potterveld**, **P. Reimer**, **X. Zheng**

Argonne National Laboratory, Argonne, IL, USA

H. Mkrtchyan, **V. Tadevosyan**

Yerevan Physics Institute, Yerevan, Armenia

S. Jin, **W. Kim**

Kyungook National University, Taegu, Korea

M.E. Christy, **C. Keppel**, **L.G. Tang**

Hampton University, Hampton, VA, USA

J. Volmer

DESY, Hamburg, Germany

A. Matsumura, **T. Miyoshi**, **Y. Okayasu**

Tohoku University, Sendai, Japan

K. Aniol, **D. Margaziotis**

California State University, Los Angeles, CA, USA

E.J. Brash, **E. Gibson**, **I. Niculescu**, **C. Perdrisat**, **V. Punjabi**, **A. Sarty**

And special co-authors (for the calculations):

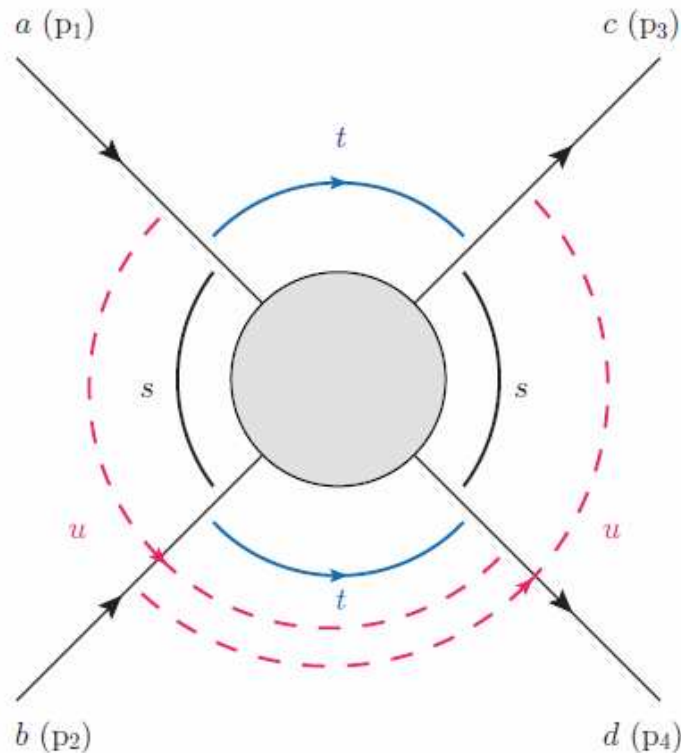
B. Pire, **K. Semenov**, **L. Szymanowski**

J.-M. Laget

Garth Huber, huberg@uregina.ca



Mandelstam variables (s, t, u -channels)



s : invariant mass of the system

t : Four-momentum-transfer squared between **target before and after interaction**

u : Four-momentum-transfer squared between **virtual photon before interaction and target after interaction**

t -channel: $-t \sim 0$, after interaction

Target: stationary

Meson: forward

Measure of how forward could the meson go.

u -channel: $-u \sim 0$, after interaction

Target: forward

Meson: stationary

Measure of how backward could the meson go

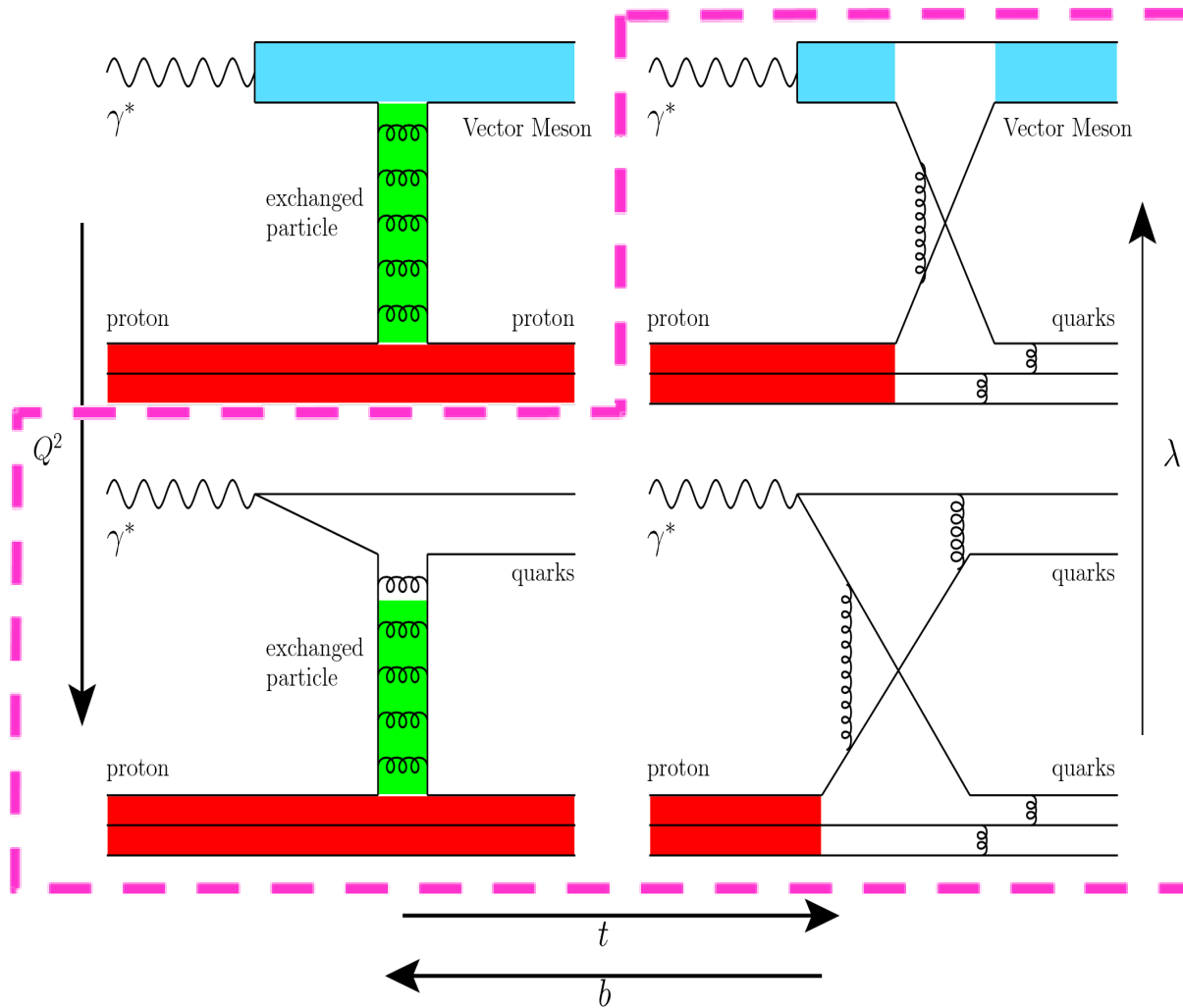
$$s = (p_1 + p_2)^2 = (p_3 + p_4)^2$$

$$t = (p_1 - p_3)^2 = (p_2 - p_4)^2$$

$$u = (p_1 - p_4)^2 = (p_2 - p_3)^2$$

Evolution of Proton Structure

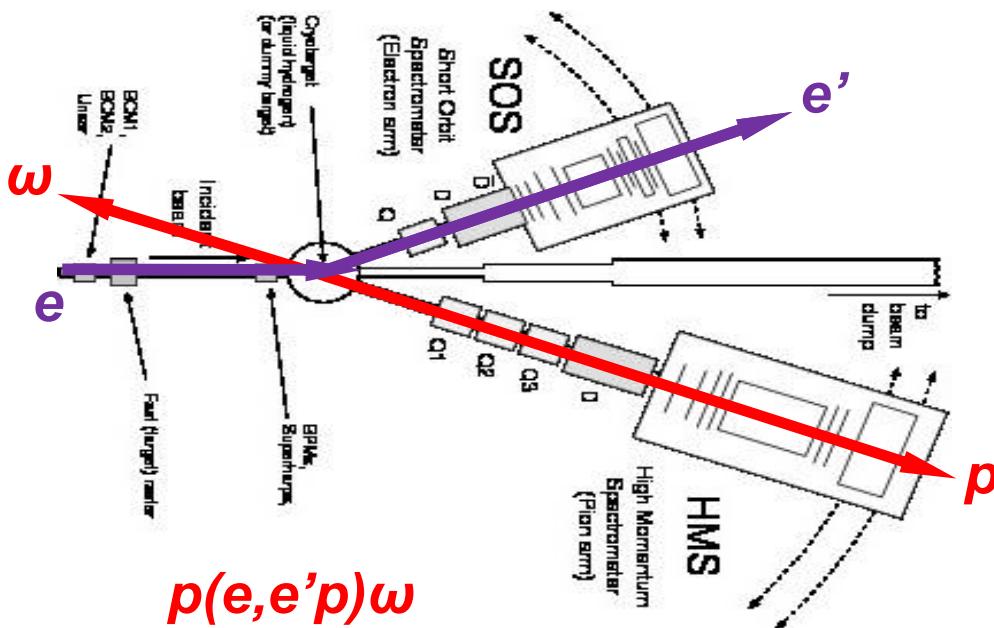
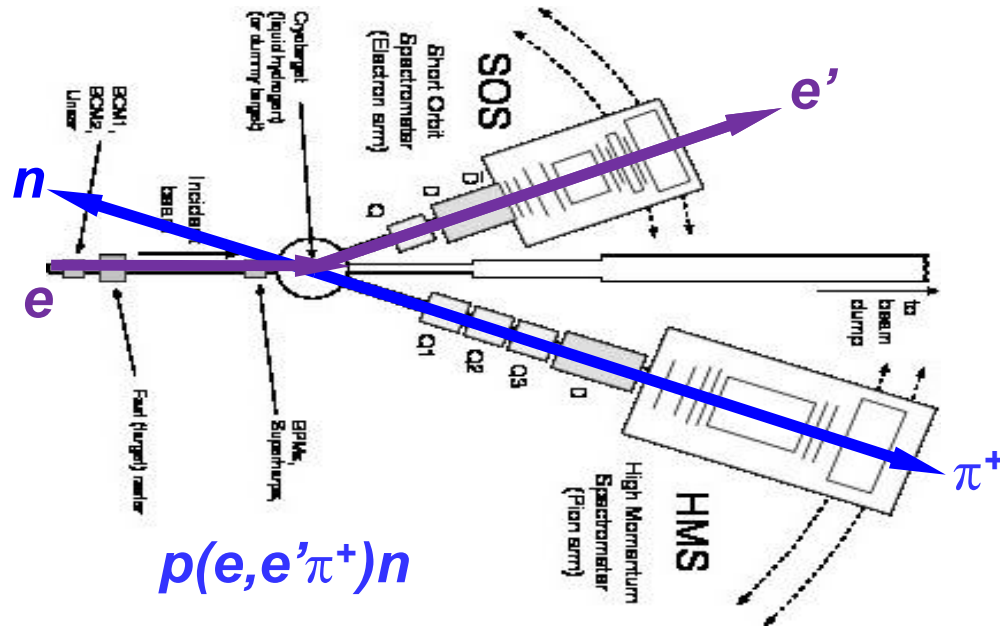
Garth Huber, huberg@uregina.ca



Evolution of the
Proton Structure

- Physics observables
 - t , $W(s)$, Q^2 , x
- x Evolution:
 - 0.2–0.3 valence quark distribution pronounced
- W Evolution:
 - Above resonance region
- **Q^2 Evolution**
 - **Wavelength of γ^* probe**
- **t Evolution**
 - **Impact parameter**
($b \sim 1/\sqrt{-t}$)
- What about u ?
 - **Baryon exchange processes**

t -Channel π^+ vs u -Channel ω Production

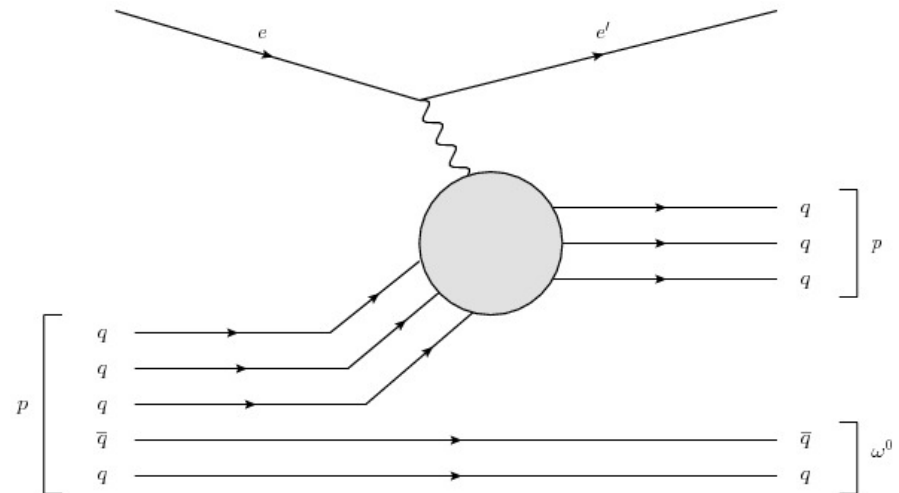


HMS is along q -vector (p_{γ^*})

- p_{π^+} is parallel to p_{γ^*} (forward)
- p_{ω} is anti-parallel to p_{γ^*} (backward)

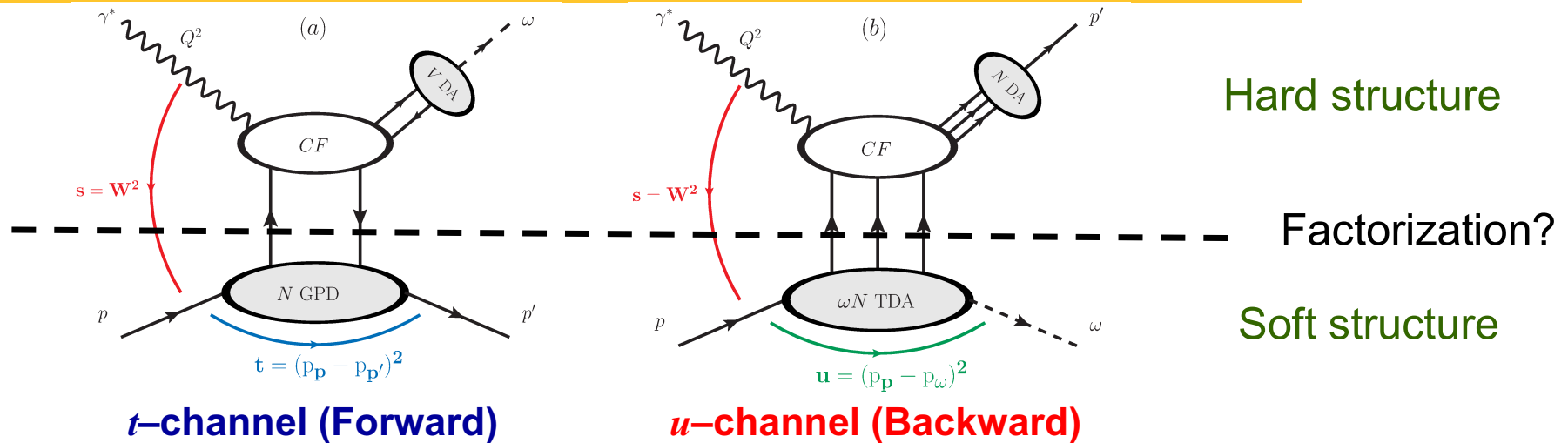
$p(e, e' p)\omega$ Exclusive channel

- Full kinematic reconstruction of final state
- Do not detect any part of decayed ω



Mark Strikman: Knocking the proton out of the proton process.

GPD-Like Model: TDA and Factorization



Baryon to Meson Transition Distribution Amplitude (TDA)

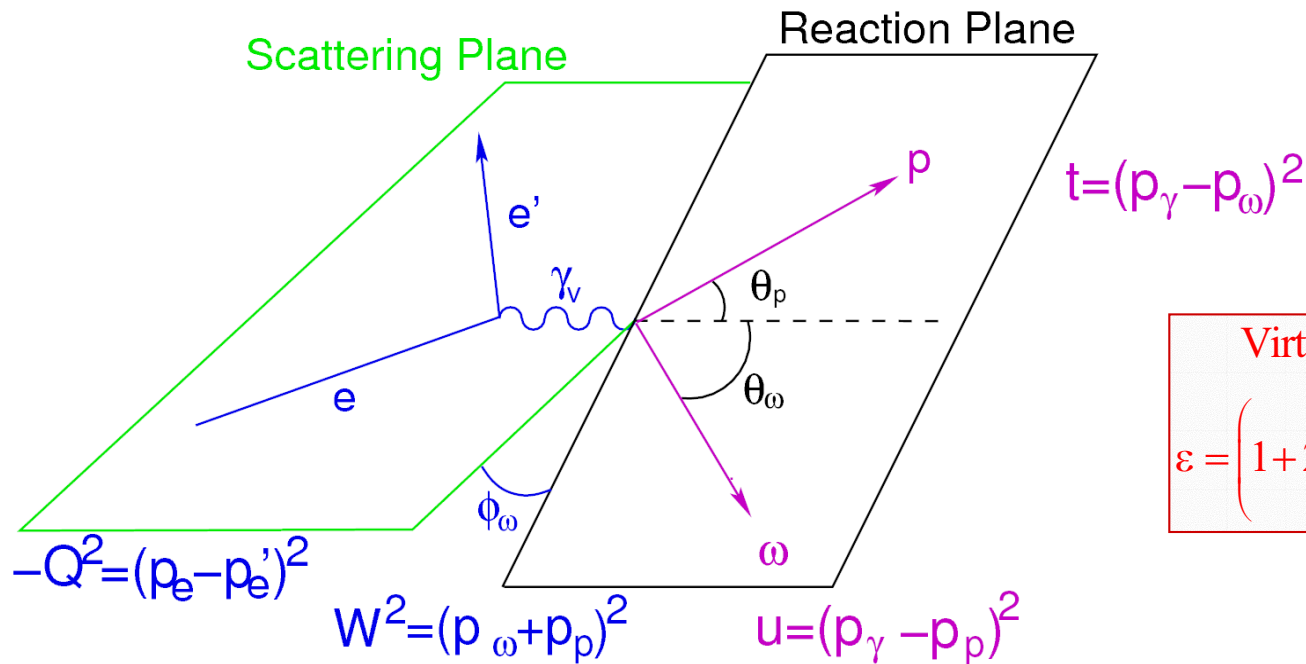
- Extension of collinear factorization to backward angle regime. Further generalization of the concept of GPDs.
- Backward angle factorization first suggested by Frankfurt, Polykaov, Strikman, Zhalov, Zhalov at JLab 2002 Exclusive Reactions Workshop.
- TDAs describe the transition of nucleon to 3-quark state and final state meson. *[gray oval of plot b]*
- A fundamental difference between GPDs and TDAs is that TDAs are defined as hadronic matrix elements of 3-quark operator, while GPDs involve quark-antiquark operator.
- **Can be accessed experimentally in backward angle meson electroproduction reactions.**

- **Kinematical regime for collinear factorization involving TDAs is similar to that involving GPDs:**
 - x_B fixed
 - $|u|$ –momentum transfer small compared to Q^2 and s
 - Q^2 and s sufficiently large
- Early scaling for GPD physics occurs $2 < Q^2 < 5 \text{ GeV}^2$
 - Maybe something similar occurs for TDA physics...

Two Key Predictions in Factorization Regime:

- **Dominance of transverse polarization** of virtual photon, resulting in suppression of longitudinal cross section by at least $1/Q^2$: $\sigma_T \gg \sigma_L$
- Characteristic $1/Q^8$ –scaling behavior of σ_T for fixed x_B

Rosenbluth (L/T/LT/TT) Separation



Virtual-photon polarization:

$$\varepsilon = \left(1 + 2 \frac{(E_e - E_{e'})^2 + Q^2}{Q^2} \tan^2 \frac{\theta_{e'}}{2} \right)^{-1}$$




$$2\pi \frac{d^2\sigma}{dtd\phi} = \varepsilon \frac{d\sigma_L}{dt} + \frac{d\sigma_T}{dt} + \sqrt{2\varepsilon(\varepsilon+1)} \frac{d\sigma_{LT}}{dt} \cos\phi + \varepsilon \frac{d\sigma_{TT}}{dt} \cos 2\phi$$

Rosenbluth Separation requires:

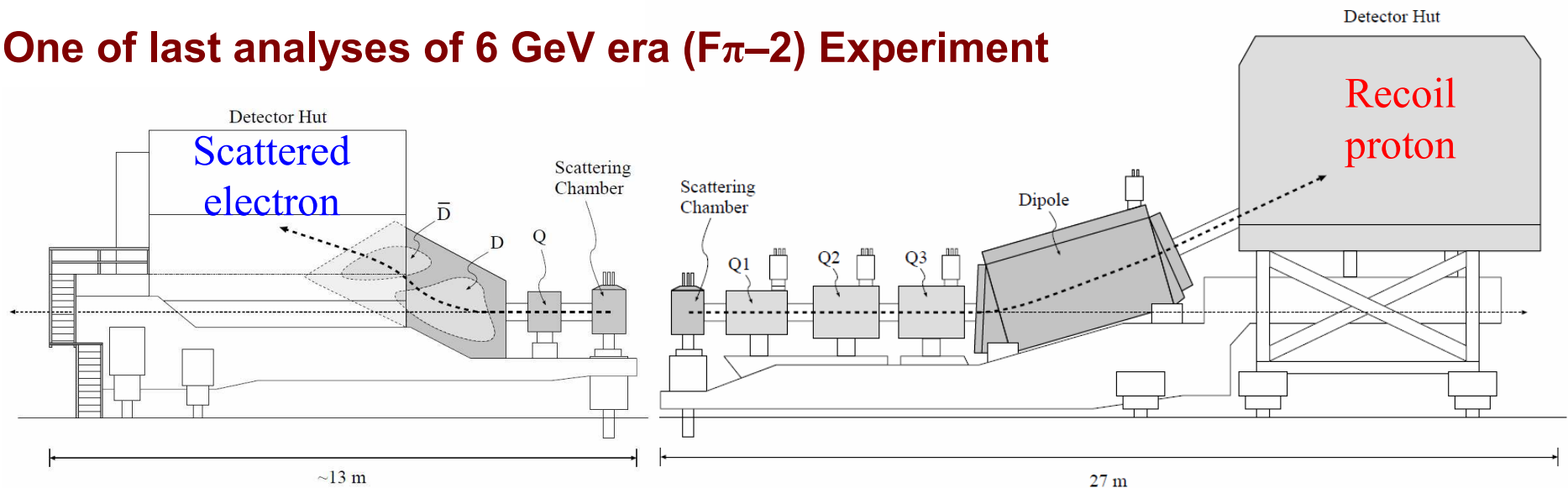
- Separate measurements at different ε (virtual photon polarization)
- All Lorentz invariant physics quantities: Q^2 , W , t , u , remain constant
- Beam energy, scattered e' angle and virtual photon angle will change as a result, event rates are dramatically different at high, low ε

Jefferson Lab Hall C Experimental Setup



E_e (GeV)	ϵ	$-u$ (GeV ²)	$-t$ (GeV ²)	ξ_u	ξ_t
$\langle Q^2 \rangle = 1.60 \text{ GeV}^2$		$\langle W \rangle = 2.21 \text{ GeV}$			
3.772	0.328	0.058	3.85	0.075	0.722
4.702	0.593	—	—	—	—
$\langle Q^2 \rangle = 2.45 \text{ GeV}^2$		$\langle W \rangle = 2.21 \text{ GeV}$			
4.210	0.270	0.117	4.48	0.126	0.748
5.248	0.554	—	—	—	—
		0.400	4.94	0.256	0.764

One of last analyses of 6 GeV era ($F_{\pi-2}$) Experiment

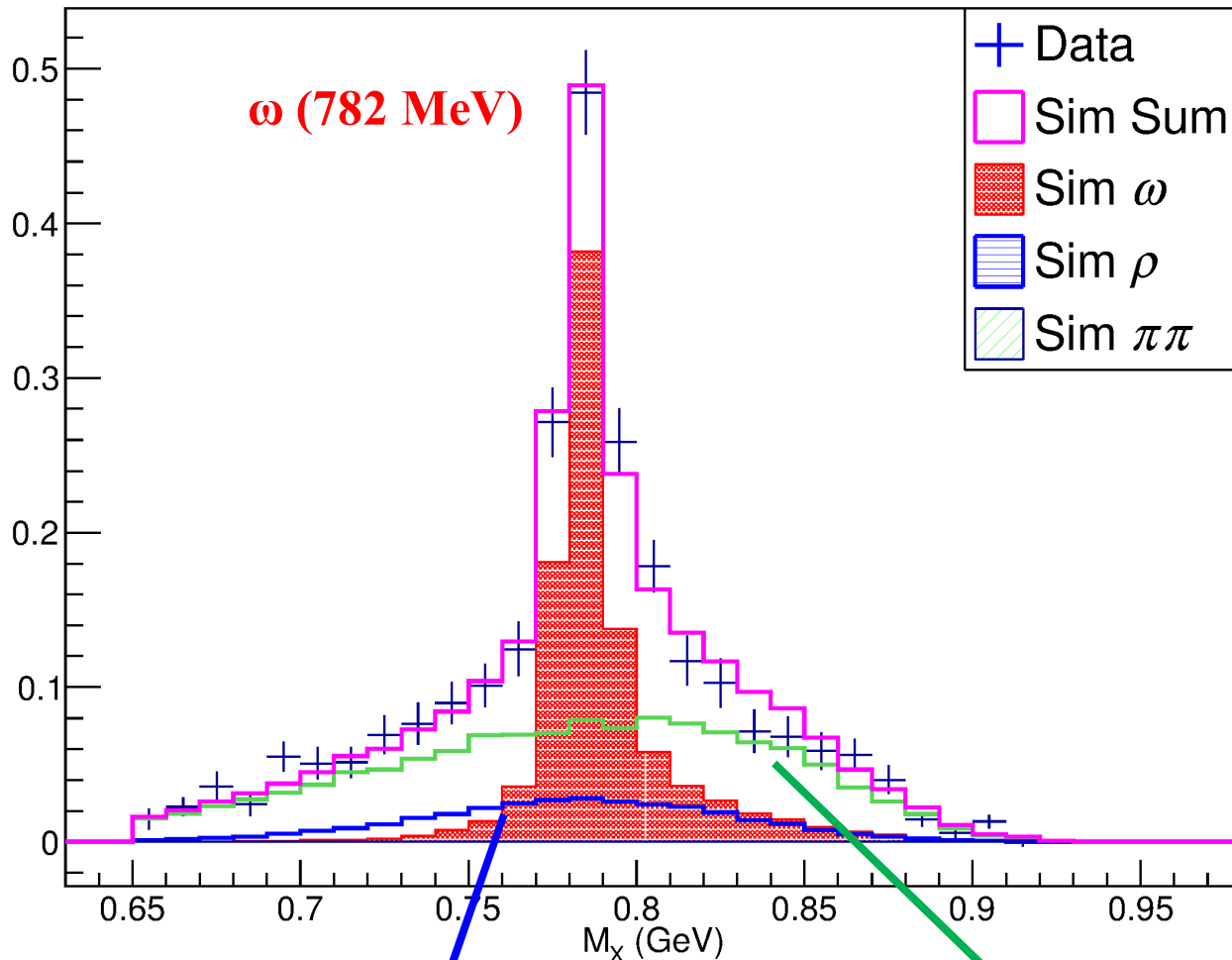


Short Orbit Spectrometer (SOS)

High Momentum Spectrometer (HMS)

Physics Background Subtraction

$$M_x = \sqrt{(E_e + m_p - m_{e'} - E_p)^2 - (\vec{p}_e - \vec{p}_{e'} - \vec{p}_p)^2}$$



Garth Huber, huberg@uregina.ca

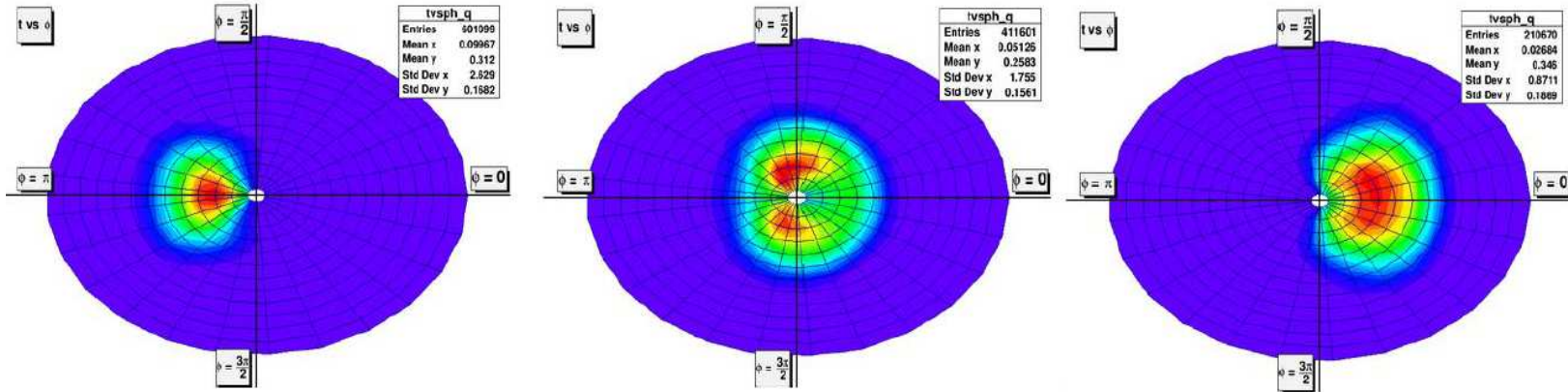
W.B. Li, GMH, et al., Phys.Rev.Lett. 123(2019)182501

ρ (770 MeV)
HERMES Empirical parameterization
with Soding skewness factor

2π production
phase-space

L/T Separation Technique

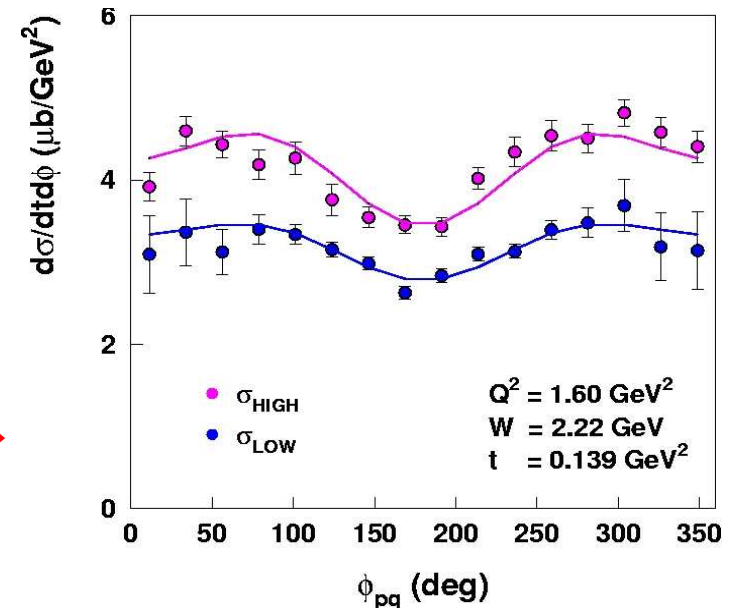
$$2\pi \frac{d^2\sigma}{dtd\phi} = \varepsilon \frac{d\sigma_L}{dt} + \frac{d\sigma_T}{dt} + \sqrt{2\varepsilon(\varepsilon+1)} \frac{d\sigma_{LT}}{dt} \cos\phi + \varepsilon \frac{d\sigma_{TT}}{dt} \cos 2\phi$$



■ Cross-Section Determination:

- In reality, ϕ acceptance not uniform
- Must measure σ_{LT} and σ_{TT}
- Three hadron spectrometer angles needed for full azimuthal (ϕ_p) coverage to determine the interference terms

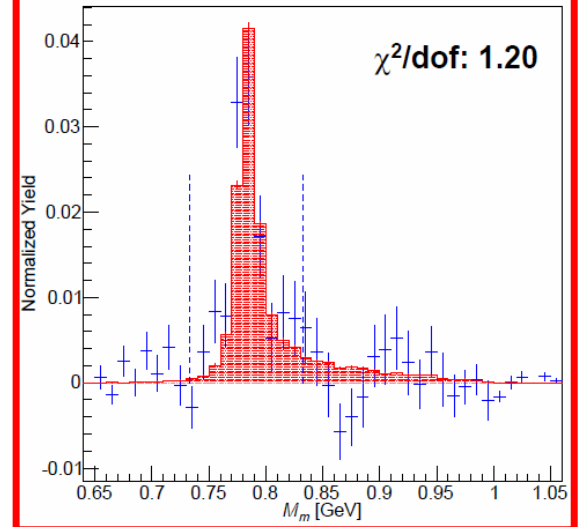
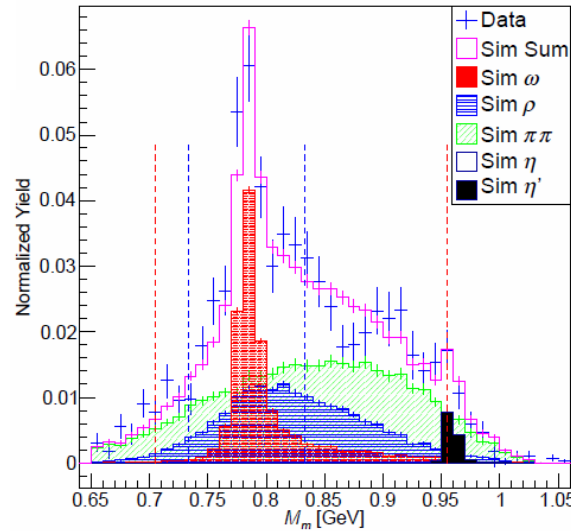
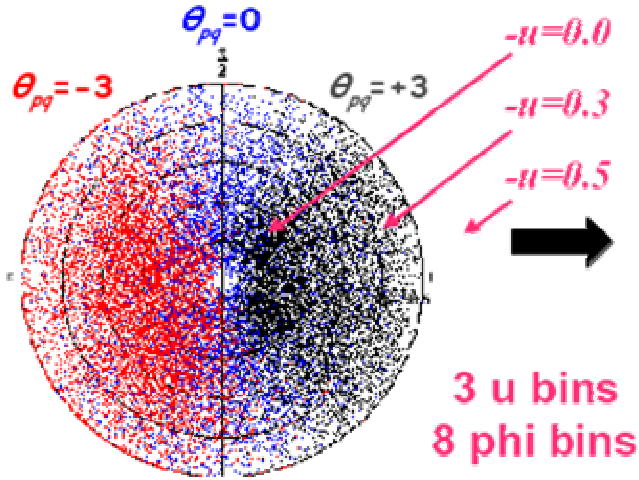
- Extract σ_L by simultaneous fit using measured azimuthal angle (ϕ_{π}) and knowledge of photon polarization (ε)



Iterative Procedure for L/T Separation

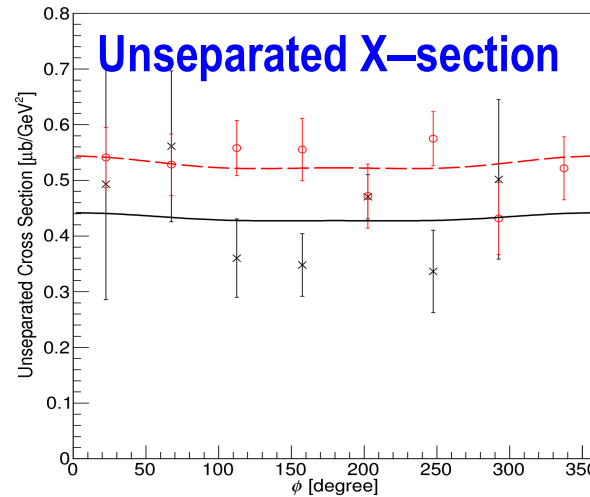
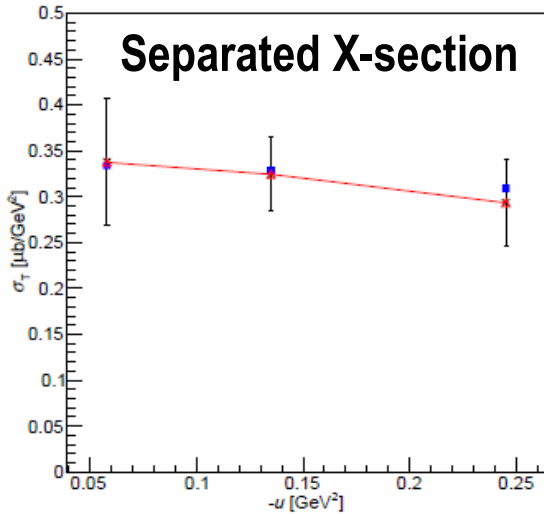
Improve ϕ coverage by taking data at multiple HMS angles, $-3^\circ < \theta_{pq} < +3^\circ$.

huberg@uregina.ca



$$R = \frac{Y_{Exp} - Y_{\rho sim} - Y_{Xspace sim}}{Y_{\omega sim}}$$

Combine ratios for settings together, propagating errors accordingly.



Extract L,T,LT,TT via simultaneous fit

$$2\pi \frac{d^2\sigma}{dtd\phi} = \varepsilon \frac{d\sigma_L}{dt} + \frac{d\sigma_T}{dt} + \sqrt{2\varepsilon(\varepsilon+1)} \frac{d\sigma_{LT}}{dt} \cos\phi + \varepsilon \frac{d\sigma_{TT}}{dt} \cos 2\phi$$

$$\frac{d^2\sigma}{dtd\phi}_{EXP} = R \frac{d^2\sigma}{dtd\phi}_{SIMC}$$

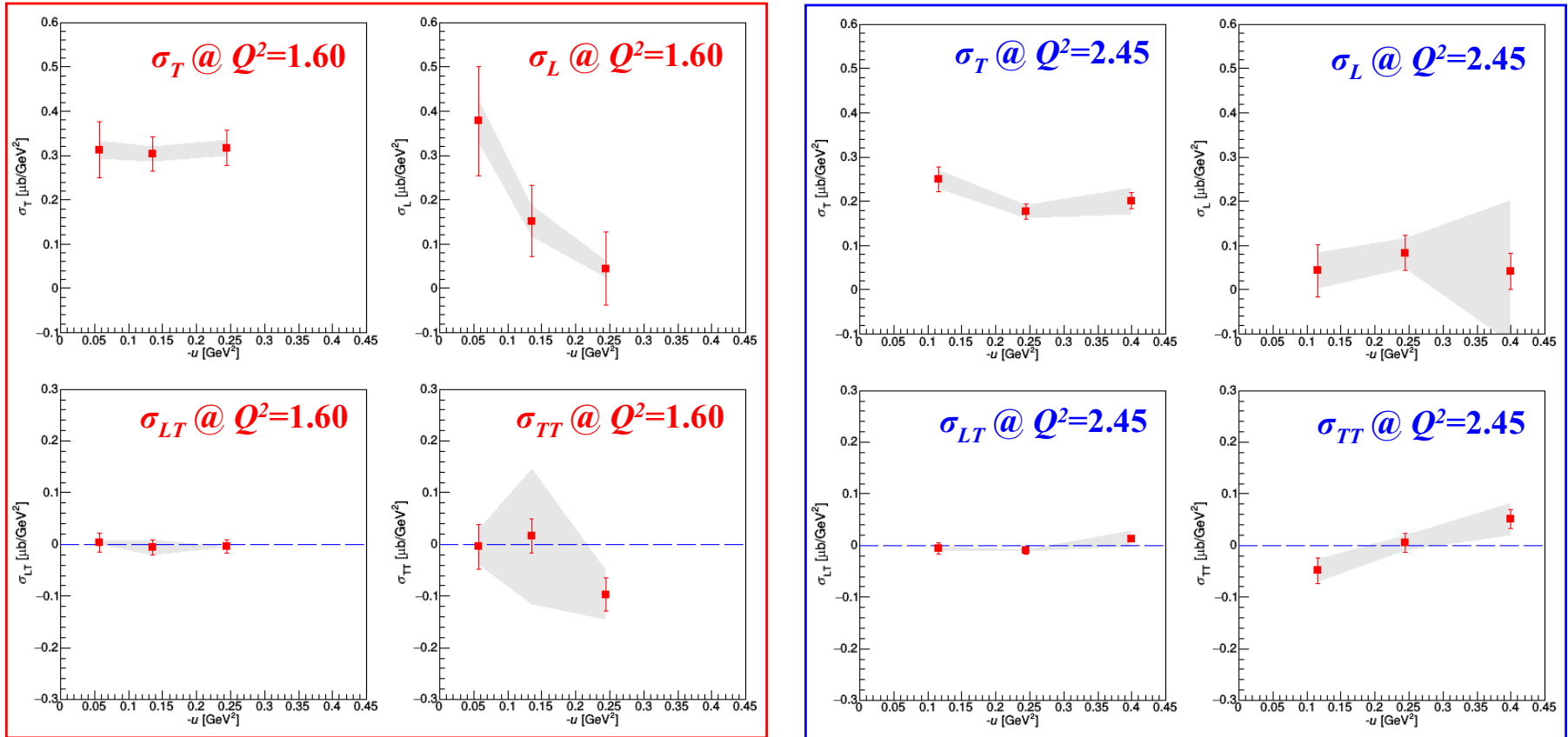
Empirical Model

Separated Cross Sections

$$\frac{d\sigma}{dt} \text{ vs } -u$$



Garth Huber, huberg@uregina.ca



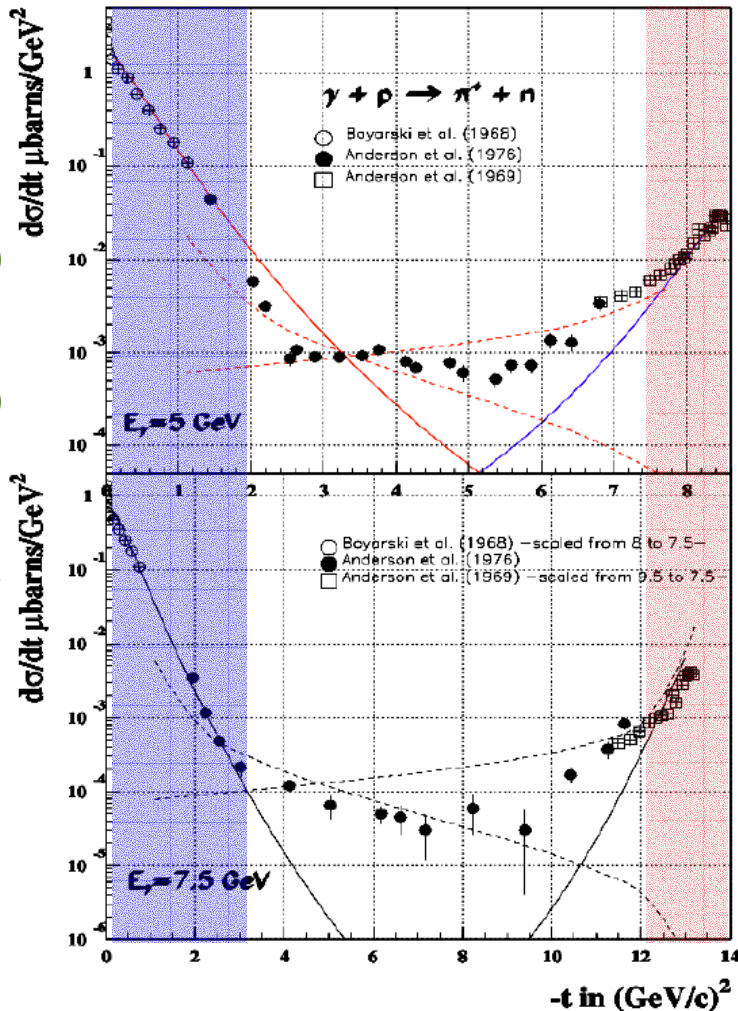
Observations:

- σ_T falls slowly with $-u$; σ_L falls faster.
- σ_{LT} is very small; σ_{TT} may sign flip for different Q^2 values.

Backward Angle Omega Electroproduction Peak

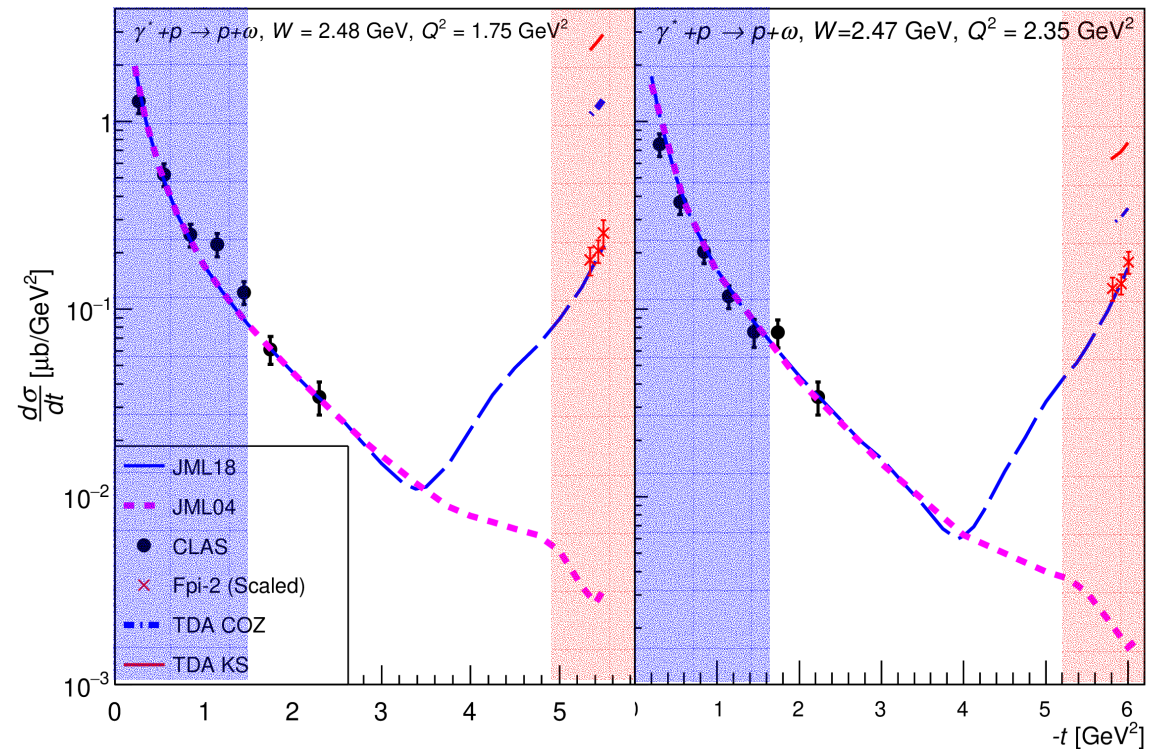
Garth Huber, huberg@uregina.ca

Photoproduction



M. Guidal, J.-M. Laget, M. Vanderhaeghen, PLB 400(1997)6

First observation of backward angle peak in electroproduction!

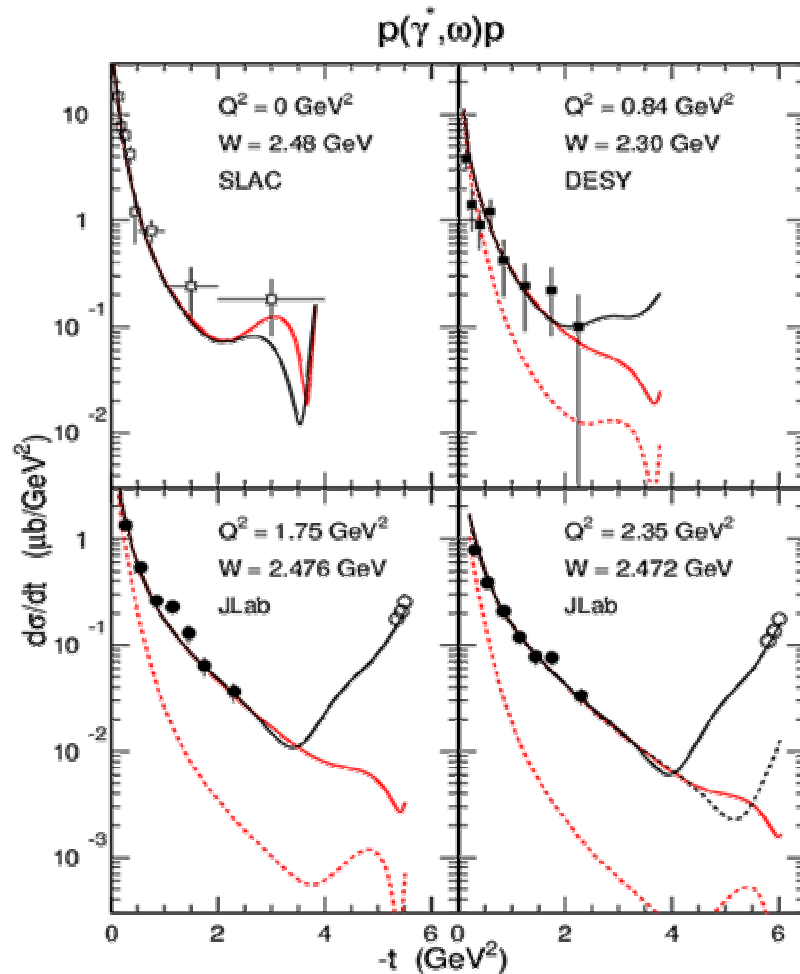


W.B. Li, GMH, et al, Phys. Rev. Lett. 123(2019)182501

Hall C data are scaled to match kinematics of Hall B data

	W (GeV)	x_B	Q^2 (GeV ²)	$-t$ (GeV ²)	$-u$ (GeV ²)
Hall B	1.8 – 2.8	0.16 – 0.64	1.6 – 5.1	< 2.7	> 1.68
Fπ-2	2.21	0.29	1.6	4.014	0.08 – 0.13
		0.38	2.45	4.724	0.17 – 0.24

JML Regge Model description of u -Peak

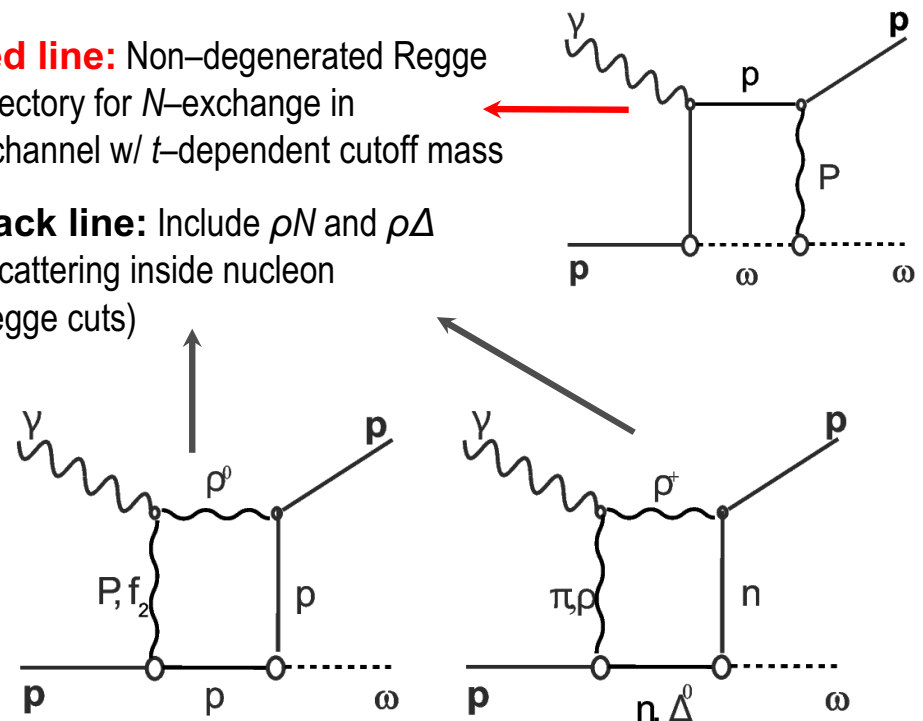


J-M Laget, Private Communication (2018)

- Model provides natural description of JLab π electroproduction cross sections without destroying good agreement at $Q^2=0$.
[PLB 685(2010)146; PLB 695(2011)1999]
- Model also consistent with magnitude and slope of backward angle ω peak.
- Would be interesting to examine L/T ratio predicted by model when full calc available.

Red line: Non-degenerated Regge trajectory for N -exchange in u -channel w/ t -dependent cutoff mass

Black line: Include ρN and $\rho\Delta$ rescattering inside nucleon (Regge cuts)



$p(e, e'p)\omega$ Q^2 -Dependence

- To investigate Q^2 -dependence, fit lowest $-u$ bin values of σ_T and σ_L to Q^{-n} function

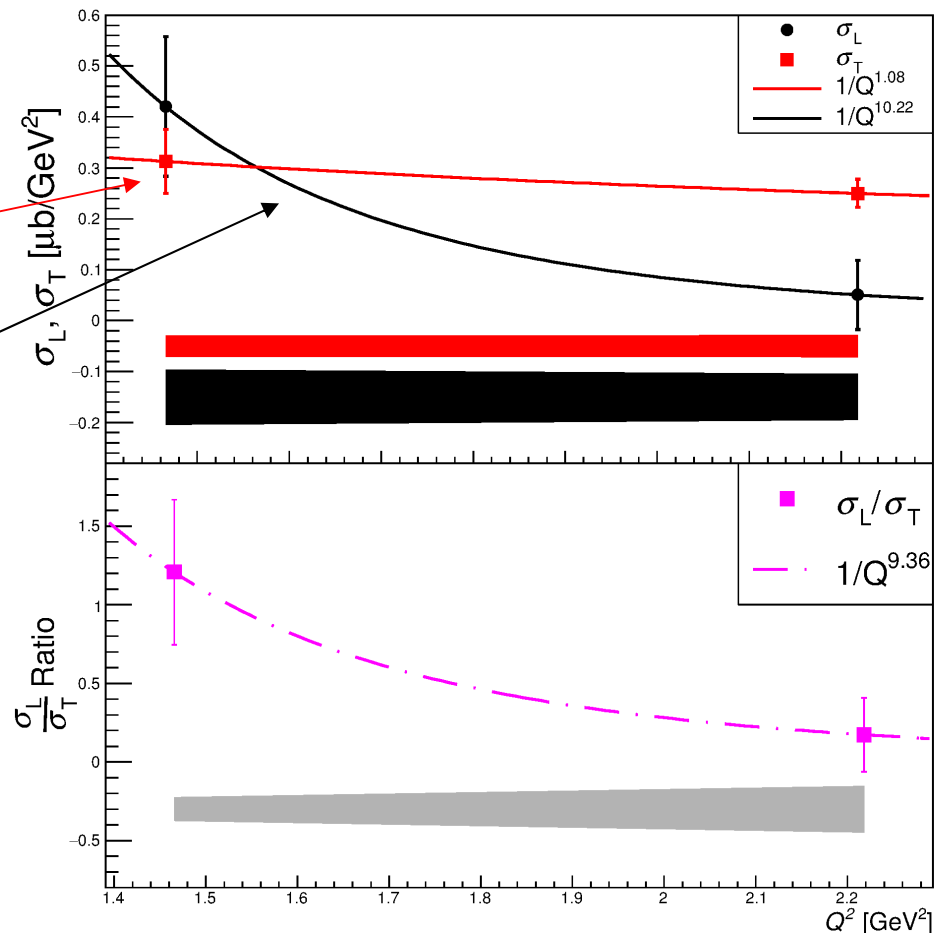
- σ_T appears to have a flat Q^2 -dependence within measured range
- σ_L shows much stronger decrease

- Decreasing L/T ratio indicates the gradual dominance of σ_T as Q^2 increases.



- Trend qualitatively consistent with prediction of TDA Collinear Factorization.

$$-u = -u_{min}$$



$$Q^2=1.47$$

$$W=2.26$$

$$-u_{min}=0.058$$

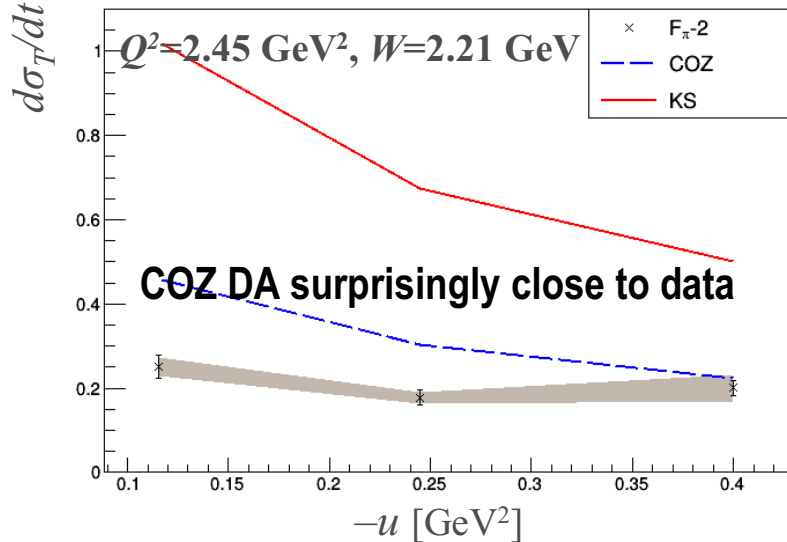
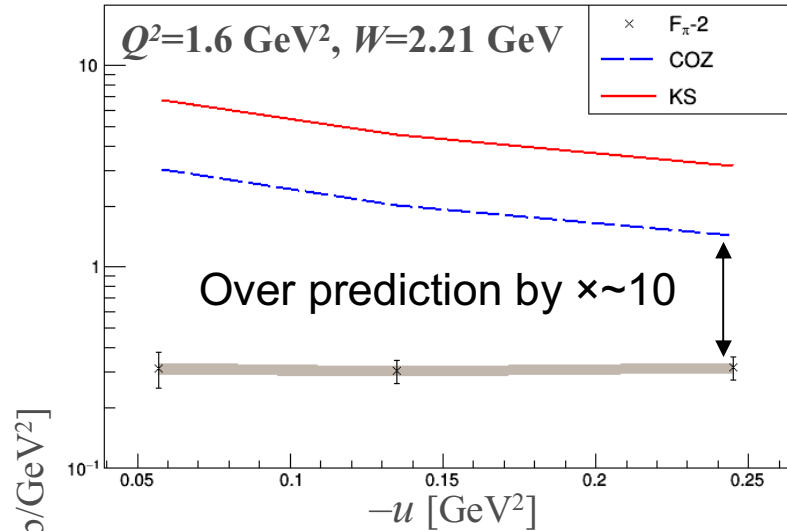
$$Q^2=2.23$$

$$W=2.28$$

$$-u_{min}=0.117$$

TDA model Comparison to Data

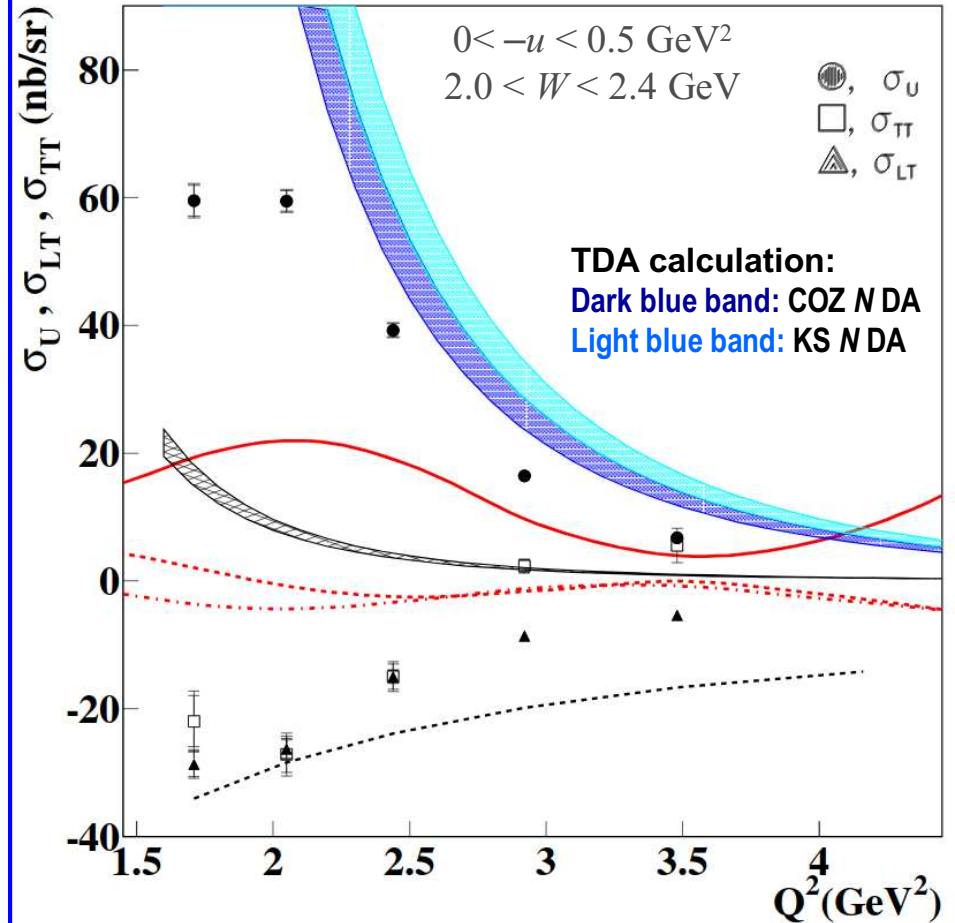
Garth Huber, huberg@uregina.ca



TDA calculation by B. Pire, K. Semenov, L. Szymanowski
Private Communication (2015)

Hall C ω electroproduction

Both data sets suggestive of early
TDA scaling $Q^2 \approx 2.5 \text{ GeV}^2$!?



Hall B π^+ Electroproduction
K. Park et al., PLB 780 (2017) 340

Hall C u -channel Near-term Goals



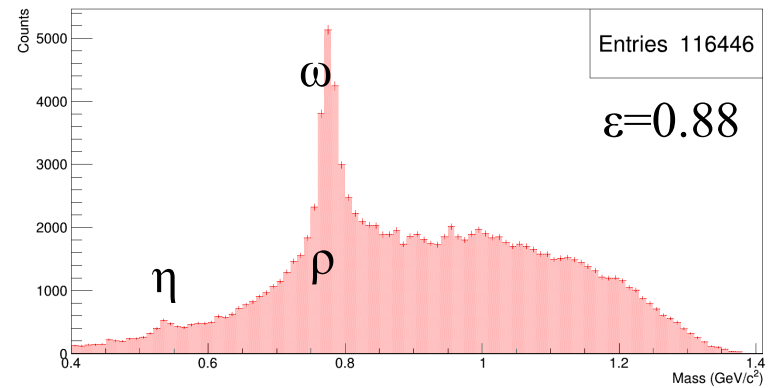
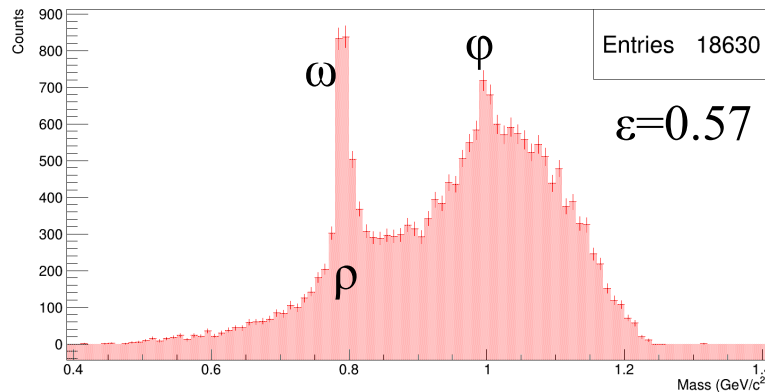
Garth Huber, huberg@uregina.ca

1. Determine if the backward angle peak observed in exclusive ω electroproduction occurs also in other channels, over a broad kinematic range.
2. Measure the u -dependence of L/T-separated cross sections, to determine the relevance of Regge-rescattering and TDA mechanisms in JLab kinematics.
3. Assuming the backward angle peak is present, as expected, measure the σ_T/σ_L ratio over a wide Q^2 range for $W > 2$ GeV.
 - Where does $\sigma_T \gg \sigma_L$, as predicted by TDA formalism?
4. Determine the Q^2 -dependence of σ_T at fixed x_B .
 - Where does $\sigma_T \propto 1/Q^8$ as predicted by TDA formalism?

Example 12 GeV data already acquired

$p(e, e'p)X$ Online Data Analysis

$$Q^2=3.00 \quad W=2.32 \quad \theta_{pq}=+3.0^\circ \quad -u=0.15 \quad \xi_u=0.15$$



Plots by Stephen Kay

Garth Huber, huberg@uregina.ca

K^+ L/T-experiment (E12-09-011)

Spokespersons: T. Horn, G.M. Huber, P. Markowitz

- Data acquired fall 2018–spring 2019
- Main purpose of experiment is to acquire t -channel L/T-separated $p(e, e'K^+)\Lambda$ data for reaction mechanism and K^+ form factor studies
- Abundant u -channel $p(e, e'p)X$ data acquired parasitically
 - Will allow backward angle studies for several meson states over a wide kinematic range

Setting	Low ϵ data	High ϵ data
$Q^2=0.50$ $W=2.40$	✓	✓
$Q^2=2.1$ $W=2.95$	✓	✓
$Q^2=3.0$ $W=2.32$	✓	✓
$Q^2=3.0$ $W=3.14$	✓	✓
$Q^2=4.4$ $W=2.74$	✓	✓
$Q^2=5.5$ $W=3.02$	✓	✓

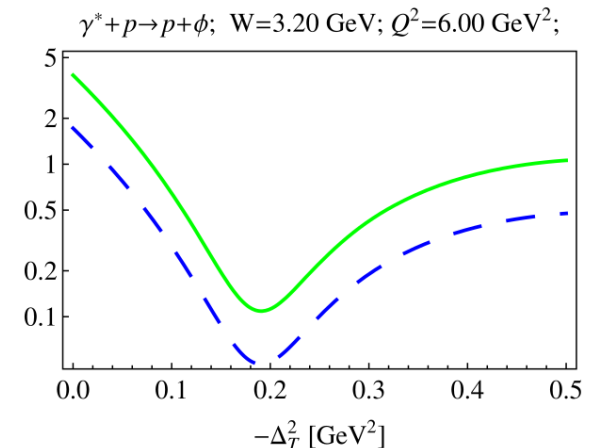
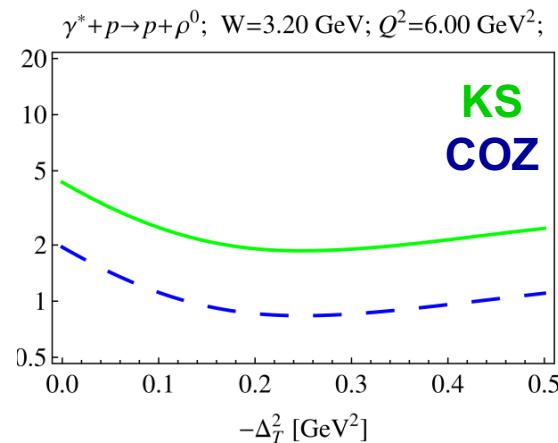
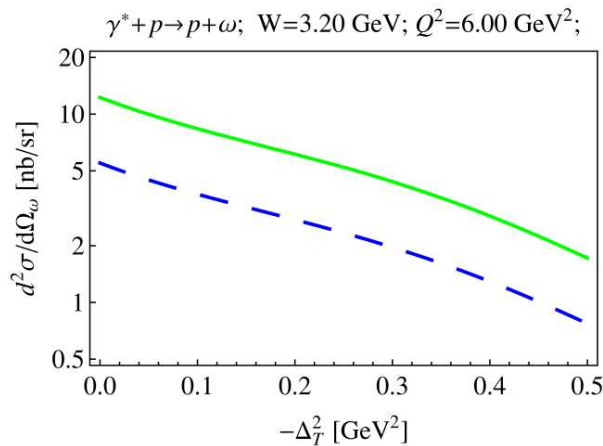
TDA Model Predictions for JLab E12-19-006

$F\pi-12$ experiment (E12-19-006) L/T separations up to $Q^2=8.5$ GeV²

Spokespersons: D. Gaskell, G.M. Huber, T. Horn

- L/T-Separations over wide kinematic range will allow $\sigma_T \gg \sigma_L$ and $1/Q^8$ scaling predictions to be checked with greater authority
- u-channel ϕ -electroproduction particularly interesting
 - Sensitive to Strangeness content of nucleon
- Combined analysis of ρ , ω production allows one to disentangle isotopic structure of VN TDAs in non-strange sector

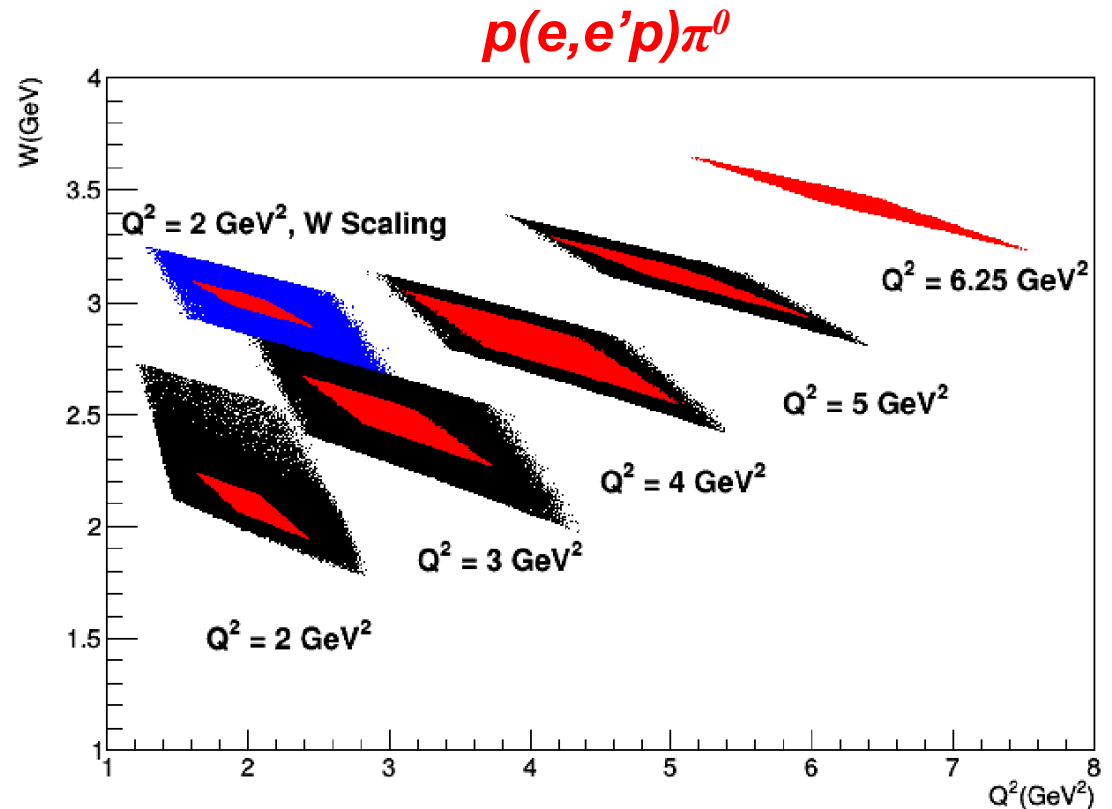
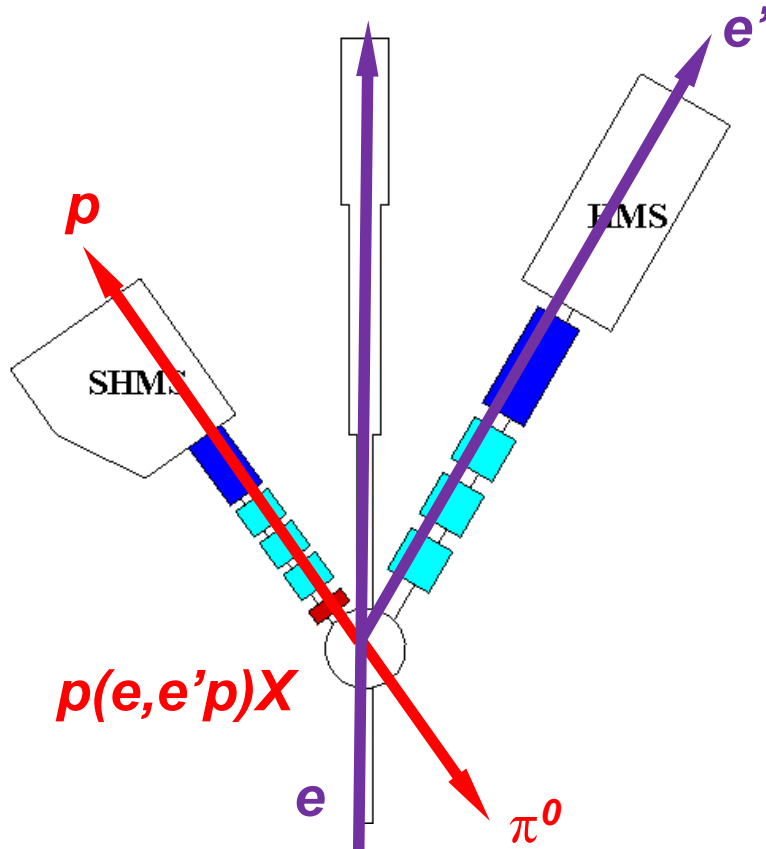
Garth Huber, huberg@uregina.ca



B. Pire et al., PRD 91 (2015) 094006

At $Q^2=6.0$ GeV², ω predicted to remain dominant (unlike t -channel), ϕ to drop rapidly with $-u$.

Backward Exclusive π^0 Production





PR 12-20-007: $u \approx 0$ π^0 production in Hall C

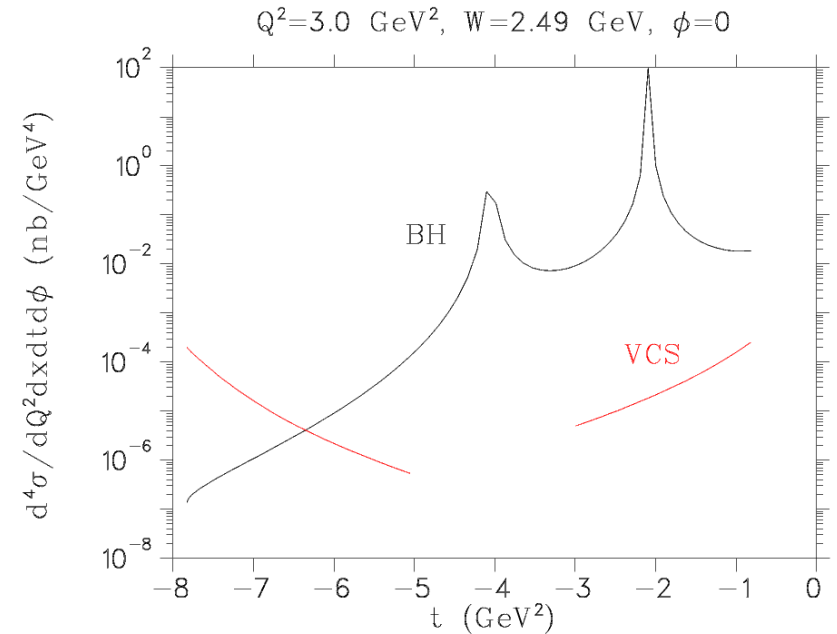
Spokespersons: W.B. Li, G.M. Huber, J. Stevens

Purpose: test applicability of TDA formalism for π^0 production

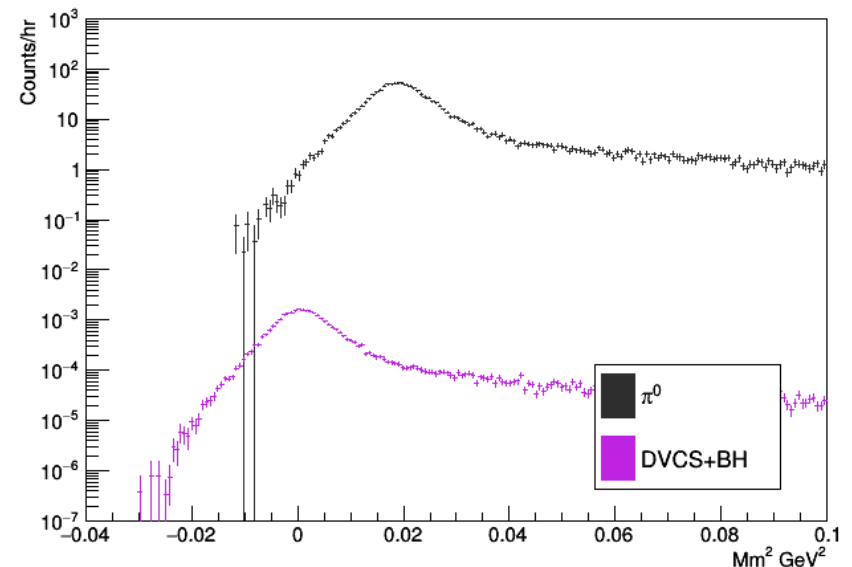
- Is σ_T dominant over σ_L ?
- Does the σ_T cross section at constant x_B scale as $1/Q^8$?
- Kinematics overlap forward angle $p(e, e'\pi^0)p$ experiment with NPS+HMS

π^0 Channel Expected to be Clean

- In comparison to backward-angle ω electroproduction, there is little physics background in π^0 production.
- Bethe-Heitler process has no backward-angle peak, and will be negligible. 
- VCS should dominate backward-angle γ production, but is expected to be much smaller than π^0 production. 



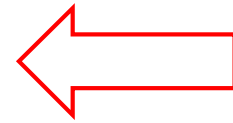
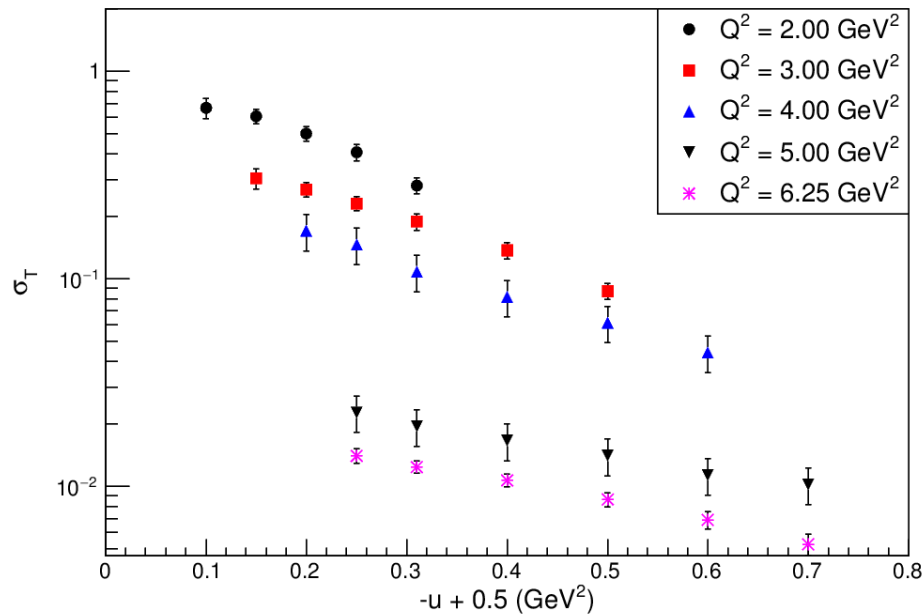
SHMS+HMS $Q^2=3.0$ Simulation



BH+VCS simulations based on code by P. Guichon and M. Vanderhaeghen.

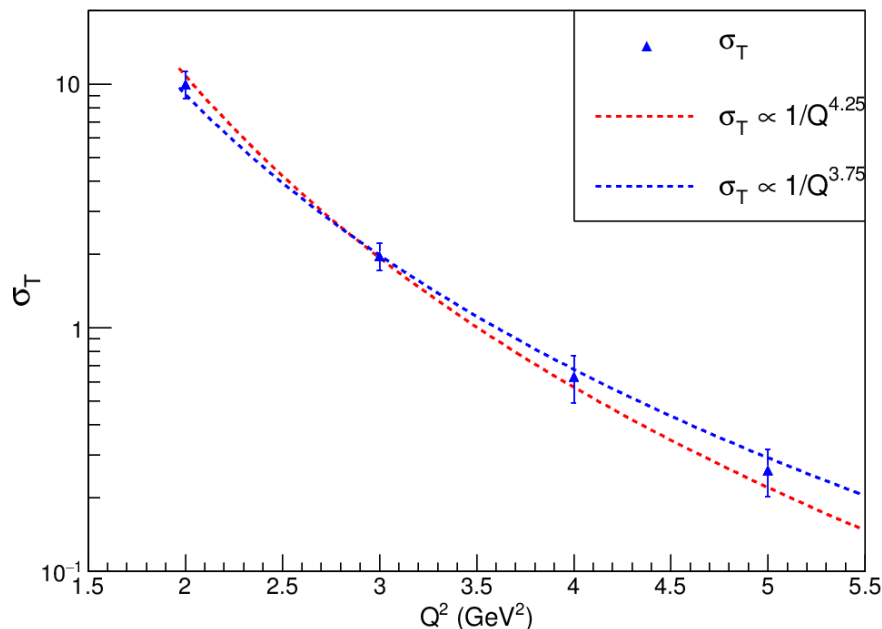
- BH calculation is exact.
- VCS calculation makes use of ad-hoc ansatz based on u -channel ω data.

PR 12-20-007 Projected Data Quality

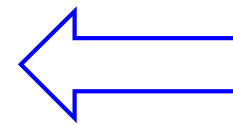
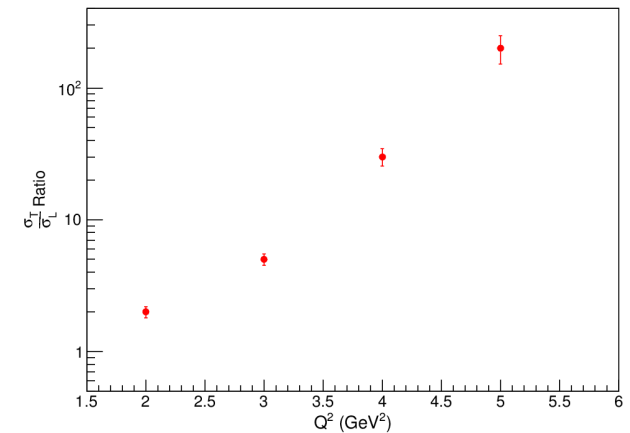


Projected SHMS+HMS u -coverage and uncertainties at each Q^2 .

- L/T separations for comparison with Regge and TDA model calculations.
- σ_T units are arbitrary.



T/L ratio is expected to be large.



Projected uncertainty in Q^{-n} , which could be used to test TDA prediction: $\sigma_T \propto Q^{-8}$.

u -Channel Workshop

Garth Huber, huberg@uregina.ca

The First Backward Angle Physics Workshop at Jefferson Lab

- Exclusive to the u -channel or backward angle physics

Topics:

- Explore Backward Photoproduction experiments
 - Programs at JLab Hall D
- Explore Backward Electroproduction experiments
 - Programs at JLab A, B and C
 - PANDA TDA program will be invited
- TDA and Regge Approaches

Organizers: Wenliang (Bill) Li,
Justin Stevens, GH

Date: Sept 21–22, 2020

Register at:

<https://www.jlab.org/conference/BACKANGLE>

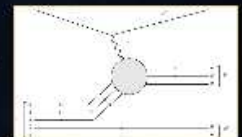
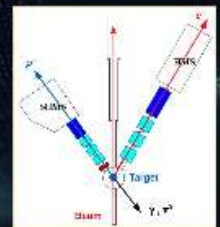

BACKWARD-ANGLE (U-CHANNEL) PHYSICS WORKSHOP

September 21 - 22, 2020 • Jefferson Lab

We are pleased to announce that the First Backward-Angle (u-channel) Physics Workshop will be held September 21-22 at Jefferson Lab, Newport News, VA.

TOPICS

- Offer a platform to connect scattered experiment and theory efforts together, thus, potentially forming small backward-angle physics working groups.
- Generate discussions on the implications the backward-angle physics and probe the physics case for a systematic backward-angle physics research program.
- Inspire future backward-angle physics data mining or dedicated studies, including the JLab 12 GeV program, and PANDA/FAIR.
- Discuss the feasibility of including backward-angle physics in the EIC scientific program.



www.jlab.org/indico/event/375/

- **New experimental technique pioneered at JLab Hall C has opened up a unique kinematic regime for study:**
 - Extreme backward angle ($u \approx 0$) scattering
 - Detect forward-going proton in parallel kinematics
 - Leaves “recoil” meson nearly-at-rest in target
- Possible access to **Transition Distribution Amplitudes**
 - Universal perturbative objects in u -channel, analogous to GPDs
 - Access to 3-quark plus sea component $\Psi_{(3q+q\bar{q})}$ of nucleon
- **J.-M. Laget Regge Model** provides natural explanation of magnitude and u -slope of observed backward angle peak
- σ_L/σ_T separations will be essential to distinguish between alternate theoretical descriptions